

**Christine J Shanks**

**Student Portfolio**



# PHOTOGRAPHY

COURSE:  
**Digital Photography for Designers**

LEVEL: **Second Year**

ASSIGNMENT: **Photography Magazine**

WEBSITE: [www.shanks-creative-education.com/photo-courses.html](http://www.shanks-creative-education.com/photo-courses.html)

**DESCRIPTION:**  
Introductory photography class covering DSLR controls, composition, studio and ambient lighting, and photography in the field of graphic design. Students photograph several assignments designed to give them an overview of the photography field. They present those assignments in a photographic magazine to build their design portfolio. Students learn how to communicate and critique photographs and how to approach photography as a designer.





# PHOTOGRAPHY



COURSE:  
**Digital Photography for Designers**

LEVEL: **Second Year**

ASSIGNMENT: **Photography Magazine**

WEBSITE: [www.shanks-creative-education.com/photo-courses.html](http://www.shanks-creative-education.com/photo-courses.html)

**DESCRIPTION:**  
Photographs from the Final Series where students choose a theme and create a series of ten cohesive images. Introductory photography class covering DSLR controls, composition, studio and ambient lighting, and photography in the field of graphic design. Students photograph several assignments designed to give them an overview of the photography field. They present those assignments in a photographic magazine to build their design portfolio. Students learn how to communicate and critique photographs and how to approach photography as a designer.





# PHOTOGRAPHY

COURSE:  
**Digital Photography for Designers**

LEVEL: **Second Year**

ASSIGNMENT: **Photography Magazine**

**WEBSITE:** [www.shanks-creative-education.com/photo-courses.html](http://www.shanks-creative-education.com/photo-courses.html)

**DESCRIPTION:**  
Photographs from the Final Series where students choose a theme and create a series of ten cohesive images. Introductory photography class covering DSLR controls, composition, studio and ambient lighting, and photography in the field of graphic design. Students photograph several assignments designed to give them an overview of the photography field. They present those assignments in a photographic magazine to build their design portfolio. Students learn how to communicate and critique photographs and how to approach photography as a designer.





PHOTOGRAPHY

COURSE:  
Intermediate Photo

ASSIGNMENT: Black and White Portraits

WEBSITE: [www.shanks-creative-education.com/photo-courses.html](http://www.shanks-creative-education.com/photo-courses.html)

DESCRIPTION:  
Students shoot film and print in the darkroom. These are various images from a black and white portrait assignment.






PHOTOGRAPHY

ASSIGNMENT: **Light**

**WEBSITE:** [www.shanks-creative-education.com/photo-courses.html](http://www.shanks-creative-education.com/photo-courses.html)

**DESCRIPTION:**  
These are various photographs from an assignment I give students about transforming the ordinary into the extraordinary using light. The purpose of the assignment is to get students to recognize how light, wind, weather and color can alter an otherwise ordinary subject.





# PHOTOGRAPHY

ASSIGNMENT: **Abstraction**

**WEBSITE:** [www.shanks-creative-education.com/photo-courses.html](http://www.shanks-creative-education.com/photo-courses.html)

**DESCRIPTION:**  
These photographs are from an abstraction assignment I give students to make them focus on color, line and shape, rather than the full scene. Students are encouraged to truncate scenes, use slow shutters and think about color.

